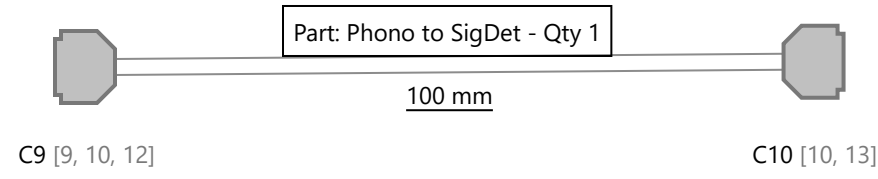
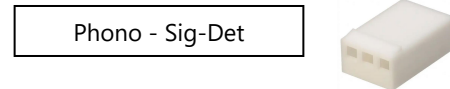
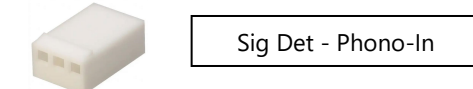


Bill of Materials				
Id	Type	Manufacturer	Part Number	Quantity
1	Cable		2 Core - screened	220 mm
3	Cable		3 Core - unscreened	200 mm
6	Connector	Molex	22-01-2027	1
8	Connector	Molex	22-01-2047	1
9	Contact	Molex	79758-0015	6
10	Contact	Molex	79758-0015	26
11	Wire		Green Earth Wire - silicon	250 mm
12	Connector	Molex	22-01-2037	1
13	Connector	Molex	22-01-2037	1
16	Connector	Molex	22-01-2037	1
17	Connector	Molex	22-01-2037	1
18	Connector	Molex	22-01-2037	1
19	Connector	Molex	22-01-2037	2
20	Connector	Molex	22-01-2037	1
21	Connector	Molex	22-01-2047	1
22	Connector	Molex	22-01-2037	1
24	Cable		3 Core - screened	240 mm
26	Connector	Molex	22-01-2027	2
27	Cable		1 Core Screened	50 mm
28	Cable		2 Core Screened	50 mm

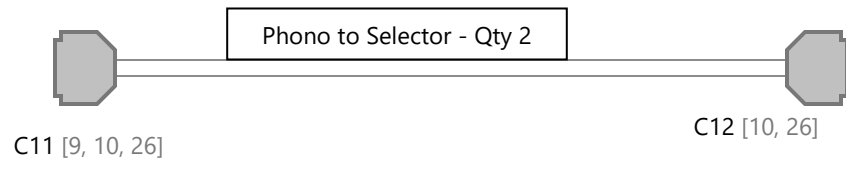
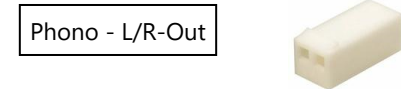
From	To	Conductor	Color	Gauge	From Contact PN
C9.1	C10.1	CBL5.Black	Black	24 AWG	79758-0015
C9.2	C10.2	CBL5.Drainwire	White	24 AWG	79758-0015
C9.3	C10.3	CBL5.Red	Red	24 AWG	79758-0015



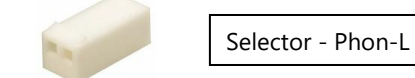
From	To	Conductor	Color	Gauge	From Contact PN
C10.1	C9.1	CBL5.Black	Black	24 AWG	79758-0015
C10.2	C9.2	CBL5.Drainwire	White	24 AWG	79758-0015
C10.3	C9.3	CBL5.Red	Red	24 AWG	79758-0015



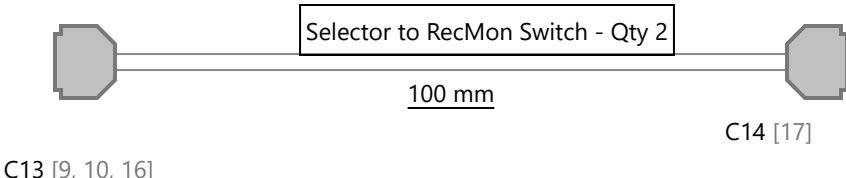
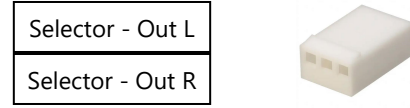
From	To	Conductor	Color	Gauge	From Contact PN
C11.1	C12.1	CBL1.Drainwire	White	24 AWG	79758-0015
C11.2	C12.2	CBL1.Red	Red	24 AWG	79758-0015



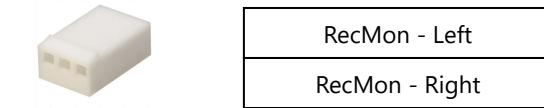
From	To	Conductor	Color	Gauge	From Contact PN
C12.1	C11.1	CBL1.Drainwire	White	24 AWG	79758-0015
C12.2	C11.2	CBL1.Red	Red	24 AWG	79758-0015



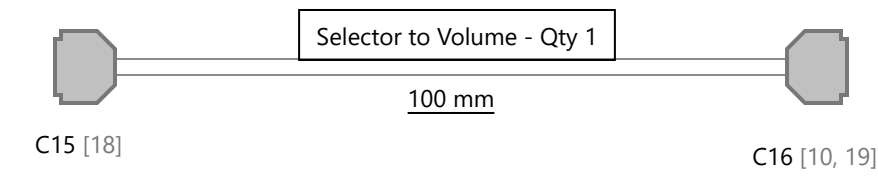
From	To	Conductor	Color	Gauge	From Contact PN
C13.1	C14.3	CBL7.Black	Black	22 AWG	79758-0015
C13.2	C14.2	CBL7.Green	Green	22 AWG	79758-0015
C13.3	C14.1	CBL7.Red	Red	22 AWG	79758-0015



From	To	Conductor	Color	Gauge	From Contact PN
C14.1	C13.3	CBL7.Red	Red	22 AWG	79758-0015
C14.2	C13.2	CBL7.Green	Green	22 AWG	79758-0015
C14.3	C13.1	CBL7.Black	Black	22 AWG	79758-0015



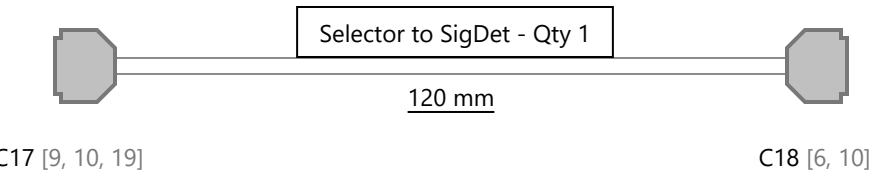
From	To	Conductor	Color	Gauge	From Contact PN
C15.1	C16.1	CBL8.Black	Black	22 AWG	79758-0015
C15.2	C16.2	CBL8.Green	Green	22 AWG	79758-0015
C15.3	C16.3	CBL8.Red	Red	22 AWG	79758-0015




From	To	Conductor	Color	Gauge	From Contact PN
C16.1	C15.1	CBL8.Black	Black	22 AWG	79758-0015
C16.2	C15.2	CBL8.Green	Green	22 AWG	79758-0015
C16.3	C15.3	CBL8.Red	Red	22 AWG	79758-0015



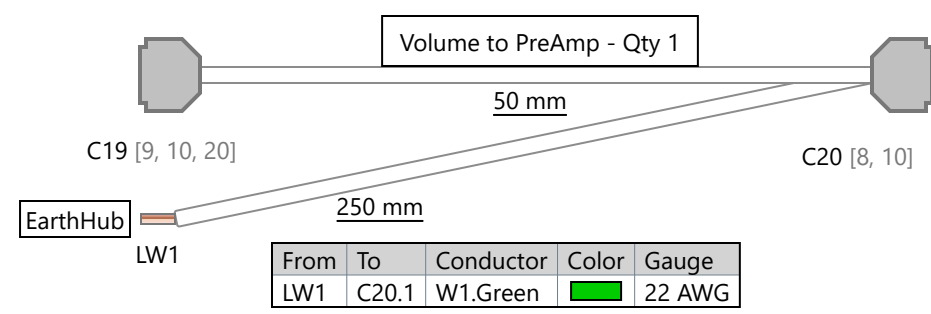
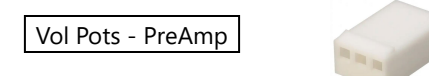
From	To	Conductor	Color	Gauge	From Contact PN
C17.1	C18.1	CBL9.Black	Black	24 AWG	79758-0015
C17.2	C18.N/C	CBL9.Drainwire	White	24 AWG	79758-0015
C17.3	C18.2	CBL9.Red	Red	24 AWG	79758-0015



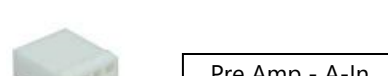
From	To	Conductor	Color	Gauge	From Contact PN
C18.1	C17.1	CBL9.Black	Black	24 AWG	79758-0015
C18.2	C17.3	CBL9.Red	Red	24 AWG	79758-0015
C18.N/C	C17.2	CBL9.Drainwire	White	24 AWG	79758-0015



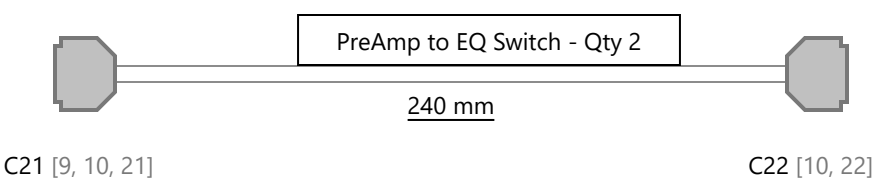
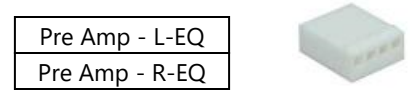
From	To	Conductor	Color	Gauge	From Contact PN
C19.1	C20.4	CBL10.Red	Red	24 AWG	79758-0015
C19.2	C20.3	CBL10.Drainwire	White	24 AWG	79758-0015
C19.3	C20.2	CBL10.Black	Black	24 AWG	79758-0015




From	To	Conductor	Color	Gauge	From Contact PN	Notes
C20.1	LW1	W1.Green	Green	22 AWG	79758-0015	Tinned-end 5mm
C20.2	C19.3	CBL10.Black	Black	24 AWG	79758-0015	
C20.3	C19.2	CBL10.Drainwire	White	24 AWG	79758-0015	
C20.4	C19.1	CBL10.Red	Red	24 AWG	79758-0015	



From	To	Conductor	Color	Gauge	From Contact PN
C21.1	C22.N/C	CBL11.Drainwire	White	24 AWG	79758-0015
C21.2	C22.1	CBL11.Brown	Brown	24 AWG	79758-0015
C21.3	C22.2	CBL11.Black	Black	24 AWG	79758-0015
C21.4	C22.3	CBL11.Red	Red	24 AWG	79758-0015

























From	To	Conductor	Color	Gauge	From Contact PN	Notes
C22.1	C21.2	CBL11.Brown	Brown	24 AWG	79758-0015	
C22.2	C21.3	CBL11.Black	Black	24 AWG	79758-0015	
C22.3	C21.4	CBL11.Red	Red	24 AWG	79758-0015	
C22.N/C	C21.1	CBL11.Drainwire	White	24 AWG	79758-0015	











Title:	BOM
Part Number:	PreAmp Signal Set
Description:	

Id	Type	Manufacturer	Part Number	Description	Quantity	Usage
1	Cable		2 Core - screened		220 mm	CBL5, CBL9
3	Cable		3 Core - unscreened		200 mm	CBL7, CBL8
6	Connector	Molex	22-01-2027	Connector Housing Receptacle 2 Position 2.54mm Straight Bag	1	C18
8	Connector	Molex	22-01-2047	4 Position Rectangular Housing Connector Receptacle White 0.100" (2.54mm)	1	C20
9	Contact	Molex	79758-0015	Cable Assembly UL 1061 0.3m 22AWG Terminal to Terminal 1 to 1 POS F-F Crimp-Crimp KK® Bag	6	See Wiring Table
10	Contact	Molex	79758-0015	Cable Assembly UL 1061 0.3m 22AWG Terminal to Terminal 1 to 1 POS F-F Crimp-Crimp KK® Bag	26	See Wiring Table
11	Wire		Green Earth Wire - silicon		250 mm	W1
12	Connector	Molex	22-01-2037	Header Connector, cable Mount, plug, 3 Contacts, skt, 0.1 Pitch, idc Terminal	1	C9
13	Connector	Molex	22-01-2037	Header Connector, cable Mount, plug, 3 Contacts, skt, 0.1 Pitch, idc Terminal	1	C10
16	Connector	Molex	22-01-2037	Header Connector, cable Mount, plug, 3 Contacts, skt, 0.1 Pitch, idc Terminal	1	C13
17	Connector	Molex	22-01-2037	Header Connector, cable Mount, plug, 3 Contacts, skt, 0.1 Pitch, idc Terminal	1	C14
18	Connector	Molex	22-01-2037	Header Connector, cable Mount, plug, 3 Contacts, skt, 0.1 Pitch, idc Terminal	1	C15
19	Connector	Molex	22-01-2037	Header Connector, cable Mount, plug, 3 Contacts, skt, 0.1 Pitch, idc Terminal	2	C16, C17
20	Connector	Molex	22-01-2037	Header Connector, cable Mount, plug, 3 Contacts, skt, 0.1 Pitch, idc Terminal	1	C19
21	Connector	Molex	22-01-2047	4 Position Rectangular Housing Connector Receptacle White 0.100" (2.54mm)	1	C21
22	Connector	Molex	22-01-2037	Header Connector, cable Mount, plug, 3 Contacts, skt, 0.1 Pitch, idc Terminal	1	C22
24	Cable		3 Core - screened		240 mm	CBL11
26	Connector	Molex	22-01-2027	Connector Housing Receptacle 2 Position 2.54mm Straight Bag	2	C11, C12
27	Cable		1 Core Screened			CBL1
28	Cable		2 Core Screened		50 mm	CBL10

Title:	Wiring
Part Number:	PreAmp Signal Set
Description:	

From	To	Conductor	Conductor PN	Twisted With	Gauge	Length	From Contact PN	Notes
C9.1	C10.1	 CBL5.Black	2 Core - screened		24 AWG	100 mm	79758-0015	
C9.2	C10.2	 CBL5.Drainwire	2 Core - screened			100 mm	79758-0015	
C9.3	C10.3	 CBL5.Red	2 Core - screened		24 AWG	100 mm	79758-0015	
C11.1	C12.1	 CBL1.Drainwire	1 Core Screened				79758-0015	
C11.2	C12.2	 CBL1.Red	1 Core Screened		24 AWG		79758-0015	
C13.1	C14.3	 CBL7.Black	3 Core - unscreened		22 AWG	100 mm	79758-0015	
C13.2	C14.2	 CBL7.Green	3 Core - unscreened		22 AWG	100 mm	79758-0015	
C13.3	C14.1	 CBL7.Red	3 Core - unscreened		22 AWG	100 mm	79758-0015	
C15.1	C16.1	 CBL8.Black	3 Core - unscreened		22 AWG	100 mm		
C15.2	C16.2	 CBL8.Green	3 Core - unscreened		22 AWG	100 mm		
C15.3	C16.3	 CBL8.Red	3 Core - unscreened		22 AWG	100 mm		
C17.1	C18.1	 CBL9.Black	2 Core - screened		24 AWG	120 mm	79758-0015	
C17.2	C18.N/C	 CBL9.Drainwire	2 Core - screened			120 mm	79758-0015	
C17.3	C18.2	 CBL9.Red	2 Core - screened		24 AWG	120 mm	79758-0015	
C19.1	C20.4	 CBL10.Red	2 Core Screened		24 AWG	50 mm	79758-0015	
C19.2	C20.3	 CBL10.Drainwire	2 Core Screened			50 mm	79758-0015	
C19.3	C20.2	 CBL10.Black	2 Core Screened		24 AWG	50 mm		
C21.1	C22.N/C	 CBL11.Drainwire	3 Core - screened			240 mm	79758-0015	
C21.2	C22.1	 CBL11.Brown	3 Core - screened		24 AWG	240 mm	79758-0015	
C21.3	C22.2	 CBL11.Black	3 Core - screened		24 AWG	240 mm	79758-0015	
C21.4	C22.3	 CBL11.Red	3 Core - screened		24 AWG	240 mm		
LW1	C20.1	 W1.Green	Green Earth Wire - silicon		22 AWG	250 mm		Tinned-end 5mm

Title:	Cut Lengths
Part Number:	PreAmp Signal Set
Description:	

#	Type	Reference Designator	Manufacturer	Part Number	Color	Gauge	Length	Twisted With
1	Cable	CBL1		1 Core Screened	 Black			
2	Cable	CBL5		2 Core - screened	 Black		100 mm	
3	Cable	CBL7		3 Core - unscreened	 Unspecified		100 mm	
4	Cable	CBL8		3 Core - unscreened	 Unspecified		100 mm	
5	Cable	CBL9		2 Core - screened	 Black		120 mm	
6	Cable	CBL10		2 Core Screened	 Black		50 mm	
7	Cable	CBL11		3 Core - screened	 Gray		240 mm	
8	Wire	W1		Green Earth Wire - silicon	 Green	22 AWG	250 mm	