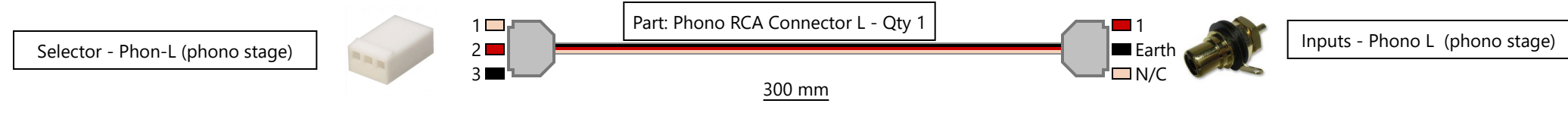


Bill of Materials				
Id	Type	Manufacturer	Part Number	Quantity
1	Connector	Neutrik	NYS367-0	3
2	Heat Shrink		Generic Heat Shrink	4
3	Connector	Molex	22-01-2027	4
4	Contact	Molex	79758-0015	6
5	Contact	Molex	79758-0015	8
6	Connector	Neutrik	NYS367-2	3
8	Connector	Molex	22-01-2037	1
9	Connector	Molex	22-01-2037	1
10	Cable		2 Core - screened	600 mm
11	Cable		1 Core Screened	840 mm

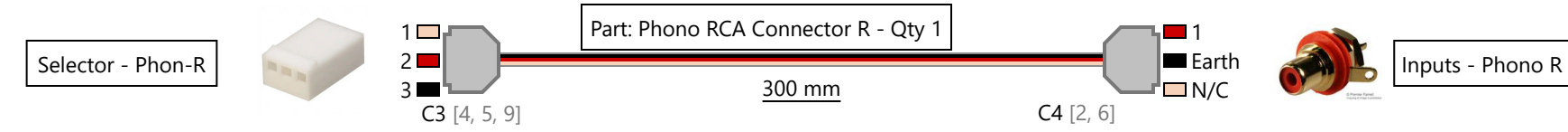
From	To	Conductor	Color	Gauge	From Contact PN
C1.1	C2.N/C	CBL1.Drainwire			79758-0015
C1.2	C2.1	CBL1.Red	Red	24 AWG	79758-0015
C1.3	C2.Earth	CBL1.Black	Black	24 AWG	79758-0015

From	To	Conductor	Color	Gauge	From Contact PN
C2.1	C1.2	CBL1.Red	Red	24 AWG	
C2.Earth	C1.3	CBL1.Black	Black	24 AWG	
C2.N/C	C1.1	CBL1.Drainwire			



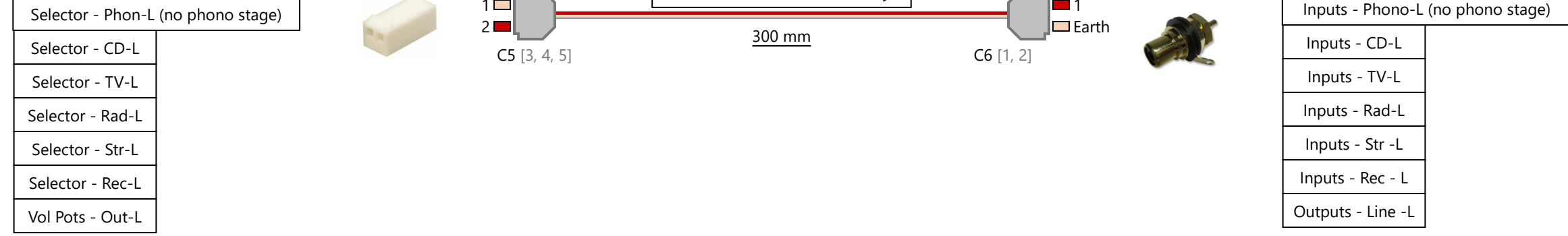
From	To	Conductor	Color	Gauge	From Contact PN
C3.1	C4.N/C	CBL2.Drainwire			79758-0015
C3.2	C4.1	CBL2.Red	Red	24 AWG	79758-0015
C3.3	C4.Earth	CBL2.Black	Black	24 AWG	79758-0015

From	To	Conductor	Color	Gauge	From Contact PN
C4.1	C3.2	CBL2.Red	Red	24 AWG	
C4.Earth	C3.3	CBL2.Black	Black	24 AWG	
C4.N/C	C3.1	CBL2.Drainwire			




From	To	Conductor	Color	Gauge	From Contact PN
C5.1	C6.Earth	CBL3.Drainwire			79758-0015
C5.2	C6.1	CBL3.Red	Red	24 AWG	79758-0015

From	To	Conductor	Color	Gauge	From Contact PN
C6.1	C5.2	CBL3.Red	Red	24 AWG	
C6.Earth	C5.1	CBL3.Drainwire			



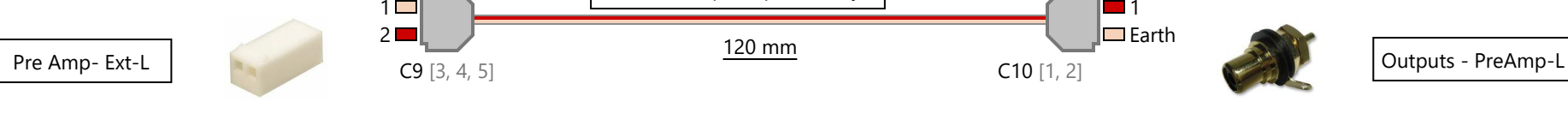
From	To	Conductor	Color	Gauge	From Contact PN
C7.1	C8.Earth	CBL4.Drainwire			79758-0015
C7.2	C8.1	CBL4.Red	Red	24 AWG	79758-0015

From	To	Conductor	Color	Gauge	From Contact PN
C8.1	C7.2	CBL4.Red	Red	24 AWG	
C8.Earth	C7.1	CBL4.Drainwire			



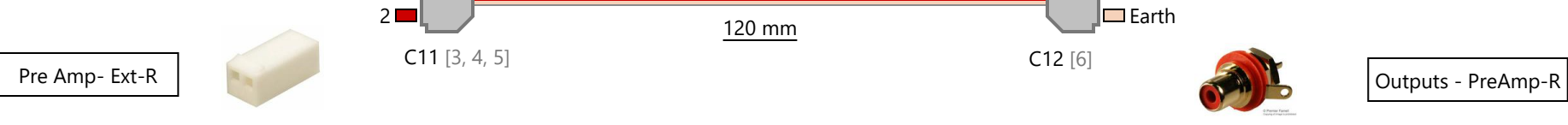
From	To	Conductor	Color	Gauge	From Contact PN
C9.1	C10.Earth	CBL5.Drainwire			79758-0015
C9.2	C10.1	CBL5.Red	Red	24 AWG	79758-0015

From	To	Conductor	Color	Gauge	From Contact PN
C10.1	C9.2	CBL5.Red	Red	24 AWG	
C10.Earth	C9.1	CBL5.Drainwire			



From	To	Conductor	Color	Gauge	From Contact PN
C11.1	C12.Earth	CBL6.Drainwire			79758-0015
C11.2	C12.1	CBL6.Red	Red	24 AWG	79758-0015















From	To	Conductor	Color	Gauge	From Contact PN
C12.1	C11.2	CBL6.Red	Red	24 AWG	
C12.Earth	C11.1	CBL6.Drainwire			



Title:	BOM
Part Number:	Inputs & Outputs Set
Description:	

Id	Type	Manufacturer	Part Number	Description	Quantity	Usage
1	Connector	Neutrik	NYS367-0	Conn RCA Phone Jack SKT 2 POS Solder Cup ST Panel Mount 1 Terminal 1 Port	3	C2, C6, C10
2	Heat Shrink		Generic Heat Shrink	Generic Heat Shrink	4	C2, C4, C6, C10
3	Connector	Molex	22-01-2027	Connector Housing Receptacle 2 Position 2.54mm Straight Bag	4	C5, C7, C9, C11
4	Contact	Molex	79758-0015	Cable Assembly UL 1061 0.3m 22AWG Terminal to Terminal 1 to 1 POS F-F Crimp-Crimp KK® Bag	6	See Wiring Table
5	Contact	Molex	79758-0015	Cable Assembly UL 1061 0.3m 22AWG Terminal to Terminal 1 to 1 POS F-F Crimp-Crimp KK® Bag	8	See Wiring Table
6	Connector	Neutrik	NYS367-2	Conn RCA Phone Jack SKT 2 POS Solder Cup ST Panel Mount 1 Terminal 1 Port	3	C4, C8, C12
8	Connector	Molex	22-01-2037	Header Connector, cable Mount, plug, 3 Contacts, skt, 0.1 Pitch, idc Terminal	1	C1
9	Connector	Molex	22-01-2037	Header Connector, cable Mount, plug, 3 Contacts, skt, 0.1 Pitch, idc Terminal	1	C3
10	Cable		2 Core - screened		600 mm	CBL1, CBL2
11	Cable		1 Core Screened		840 mm	CBL3, CBL4, CBL5, CBL6

Title:	Wiring
Part Number:	Inputs & Outputs Set
Description:	

From	To	Conductor	Conductor PN	Twisted With	Gauge	Length	From Contact PN	Notes
C1.1	C2.N/C	 CBL1.Drainwire	2 Core - screened			300 mm	79758-0015	
C1.2	C2.1	 CBL1.Red	2 Core - screened		24 AWG	300 mm	79758-0015	
C1.3	C2.Earth	 CBL1.Black	2 Core - screened		24 AWG	300 mm	79758-0015	
C3.1	C4.N/C	 CBL2.Drainwire	2 Core - screened			300 mm	79758-0015	
C3.2	C4.1	 CBL2.Red	2 Core - screened		24 AWG	300 mm	79758-0015	
C3.3	C4.Earth	 CBL2.Black	2 Core - screened		24 AWG	300 mm	79758-0015	
C5.1	C6.Earth	 CBL3.Drainwire	1 Core Screened			300 mm	79758-0015	
C5.2	C6.1	 CBL3.Red	1 Core Screened		24 AWG	300 mm	79758-0015	
C7.1	C8.Earth	 CBL4.Drainwire	1 Core Screened			300 mm	79758-0015	
C7.2	C8.1	 CBL4.Red	1 Core Screened		24 AWG	300 mm	79758-0015	
C9.1	C10.Earth	 CBL5.Drainwire	1 Core Screened			120 mm	79758-0015	
C9.2	C10.1	 CBL5.Red	1 Core Screened		24 AWG	120 mm	79758-0015	
C11.1	C12.Earth	 CBL6.Drainwire	1 Core Screened			120 mm	79758-0015	
C11.2	C12.1	 CBL6.Red	1 Core Screened		24 AWG	120 mm	79758-0015	

Title:	Cut Lengths
Part Number:	Inputs & Outputs Set
Description:	

#	Type	Reference Designator	Manufacturer	Part Number	Color	Gauge	Length	Twisted With
1	Cable	CBL1		2 Core - screened	Black		300 mm	
2	Cable	CBL2		2 Core - screened	Black		300 mm	
3	Cable	CBL3		1 Core Screened	Black		300 mm	
4	Cable	CBL4		1 Core Screened	Black		300 mm	
5	Cable	CBL5		1 Core Screened	Black		120 mm	
6	Cable	CBL6		1 Core Screened	Black		120 mm	